

Memphis Light, Gas and Water Division FAST FACTS 2023

Memphis/Shelby County

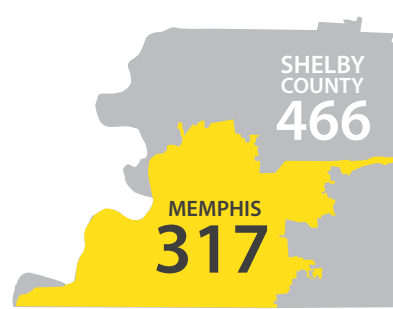
Population:



Memphis 621,056
Shelby County 295,301

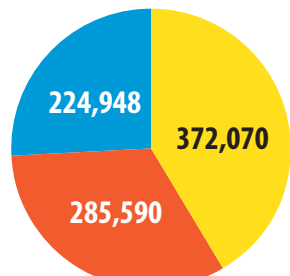
Source: uscensus.gov

Area
(in square miles)

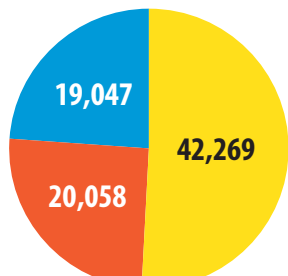


Source: shelbycountytn.gov

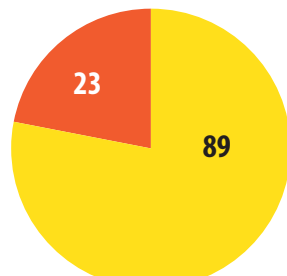
Utility Use



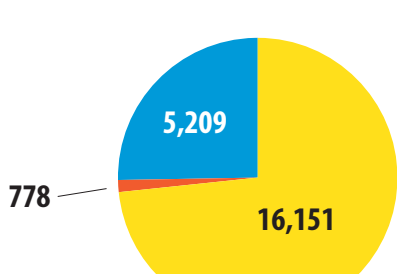
RESIDENTIAL



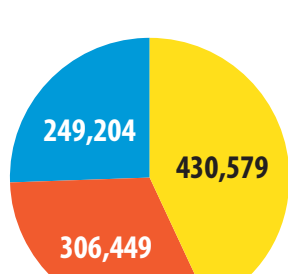
COMMERCIAL




INDUSTRIAL



OTHER



TOTAL



Commercial and industrial water customers are combined under commercial usage figures. Figures indicate average number of customers for 2023.

Water Analysis (average 2023)



ALKALINITY



HARDNESS



IRON



pH



FLUORIDE

Average Residential Cost Per



\$0.1156
kWh of Electricity



\$6.0256
ccf of Water

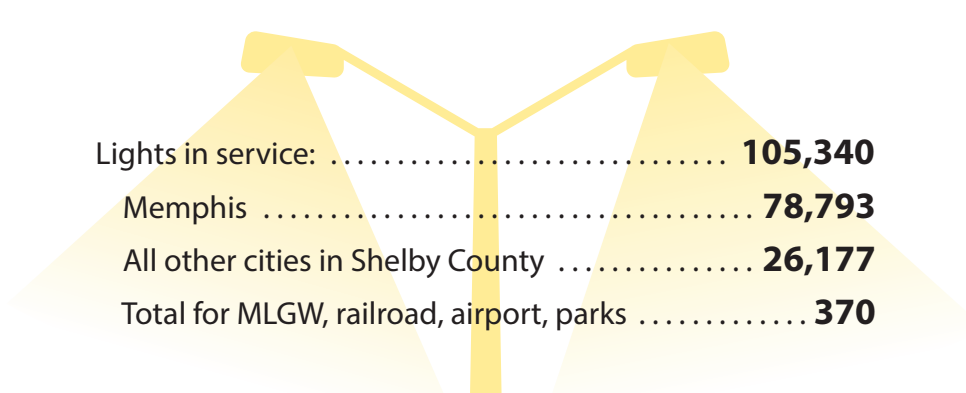


\$0.7474
ccf of Gas




\$0.008056
Gallon of Water

Electric street lights

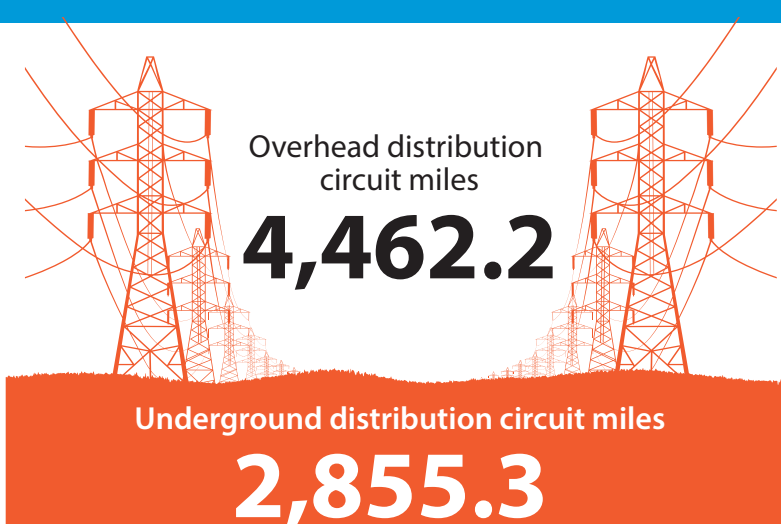


Leased outdoor lights in service
41,654

Fire hydrants in service
31,182



Electric Division



Overhead transmission structure miles
450

Overhead transmission circuit miles
626



Underground transmission circuit miles
17.58

Gas Division

Miles of gas

Mains
4,564.83



Transmission mains
200.43

Water Division



Miles of water mains
3,973



PERSONNEL

Total full-time regular employees	2,426
Temporary, part-time and co-ops	76
Permanent part-time	7
Total Employees	2,509